

Luminaire

Code 6340XX (3000K)
Name 6340_6370 (3000K)
Line PLUSMINUS SOLO

Measurem.

Code 6340XX (3000K)
Name 6340_6370 (3000K)

Source Data

Code 5752085
Name 1 x LED 15.5 W 850 mA
Line

Correlated Color Temperature (CCT) 3000K
Color rendering index (CRI) 90

Q.ty 1

Measurement data

Coordinate system CG
Date 27-10-2021
Measurement Distance 6.44m
Maximum 368.98 cd/klm
Remarks RM21102110; RM21102114

Symmetry Type Double Symmetrical
Maximum Gamma Angle 90°
Measurement Flux 739.0 lm
Position C=0.0° G=0.0°

Electrical Parameters

Channel 1
Voltage 0.00 V
Current 0.00 A
Power 0.00 W
Frequency 0 Hz
Power Factor 0.00

Channel 2
Voltage 18.24 V
Current 0.85 A
Power 15.50 W
Frequency 0 Hz
Power Factor 0.00

Environmental Parameters

Temperature 24.5 °C
Humidity 49.2 %

Air Speed 0.0 m/s

Luminaire Dimensions

Round Luminaire Diam. 300 mm
Round Luminous Area Diam. 298 mm
Height 200 mm
Height 0 mm

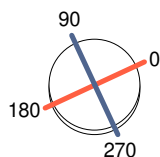
Horizontal Luminous Area 0.069746 m2
Emitting area on Plane 0° 0.000000 m2
Emitting area on Plane 90° 0.000000 m2
Emitting area on Plane 180° 0.000000 m2
Emitting area on Plane 270° 0.000000 m2
Glare area at 76° 0.016873 m2

Photometric Assessment

Luminaire Flux 738.9 lm
Efficacy 47.674 lm/W
CIE Flux Codes 48 80 96 100 100
F UTE 1.00 E

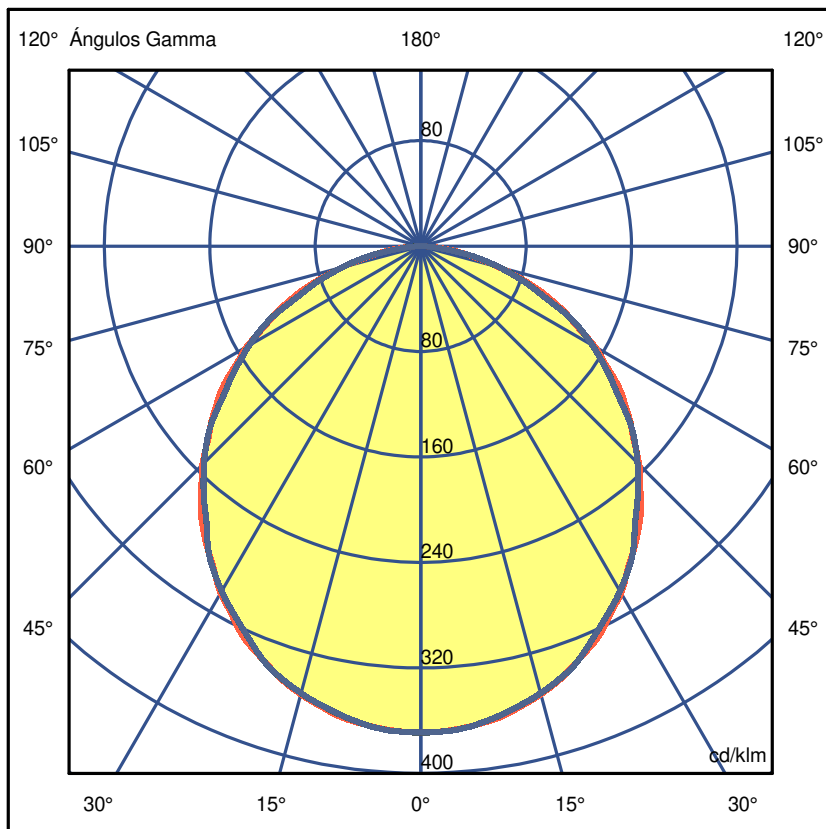
Source Flux 738.9 lm
Efficiency 100.0 %
D DIN 5040 A30
B NBN BZ 4

Diam=300mm



Semiplanos C
180.0 0.0
270.0 90.0

ULOR 0.00 %
DLOR 100.00 %
RN 0.00 %



Luminaire

Code 6340XX (3000K)
Name 6340_6370 (3000K)

Measurem.

Code 6340XX (3000K)
Name 6340_6370 (3000K)

Luminaire Flux	739 lm	Luminaire Power	15.5 W	Efficacy	47.674 lm/W	Efficiency	100.00%
Source Flux	739 lm	Maximum value	368.98 cd/klm	Position	C=0.00 G=0.00	CG	Double Symmetrical

Luminous Intensity Table cd/klm Table 1/1

	C 0.00	C 15.00	C 30.00	C 45.00	C 60.00	C 75.00	C 90.00
G 0.0	369	369	369	369	369	369	369
G 2.5	369	369	368	368	369	369	369
G 5.0	367	367	367	366	367	367	367
G 7.5	365	364	365	364	364	364	364
G 10.0	362	361	362	361	361	360	360
G 12.5	357	357	357	357	356	356	356
G 15.0	352	352	352	352	351	351	351
G 17.5	346	346	345	345	345	346	345
G 20.0	339	339	338	338	338	339	339
G 22.5	331	331	331	330	329	329	330
G 25.0	324	322	323	322	321	320	320
G 27.5	313	313	313	313	312	312	311
G 30.0	304	304	304	303	302	303	302
G 32.5	292	293	292	292	293	293	292
G 35.0	282	283	281	281	282	283	281
G 37.5	271	271	271	270	269	267	267
G 40.0	260	259	259	260	256	256	255
G 42.5	246	246	246	246	245	245	244
G 45.0	235	235	234	234	233	233	232
G 47.5	219	221	220	220	221	221	220
G 50.0	207	207	207	206	207	208	207
G 52.5	195	194	194	194	191	190	190
G 55.0	182	180	180	179	177	177	177
G 57.5	166	166	165	165	164	164	163
G 60.0	153	152	151	151	151	150	150
G 62.5	135	137	136	135	137	137	137
G 65.0	122	122	121	121	121	122	121
G 67.5	108	106	108	107	105	103	102
G 70.0	94	92	92	92	89	89	89
G 72.5	77	77	76	76	75	76	75
G 75.0	62	63	61	61	62	63	62
G 77.5	47	49	47	47	49	50	48
G 80.0	35	35	34	36	34	36	35
G 82.5	23	23	23	25	22	23	20
G 85.0	13	13	12	14	12	14	11
G 87.5	4	6	5	7	5	8	6
G 90.0	2	2	2	3	3	3	3

Luminaire

Code 6340XX (3000K)
Name 6340_6370 (3000K)

Measurem.

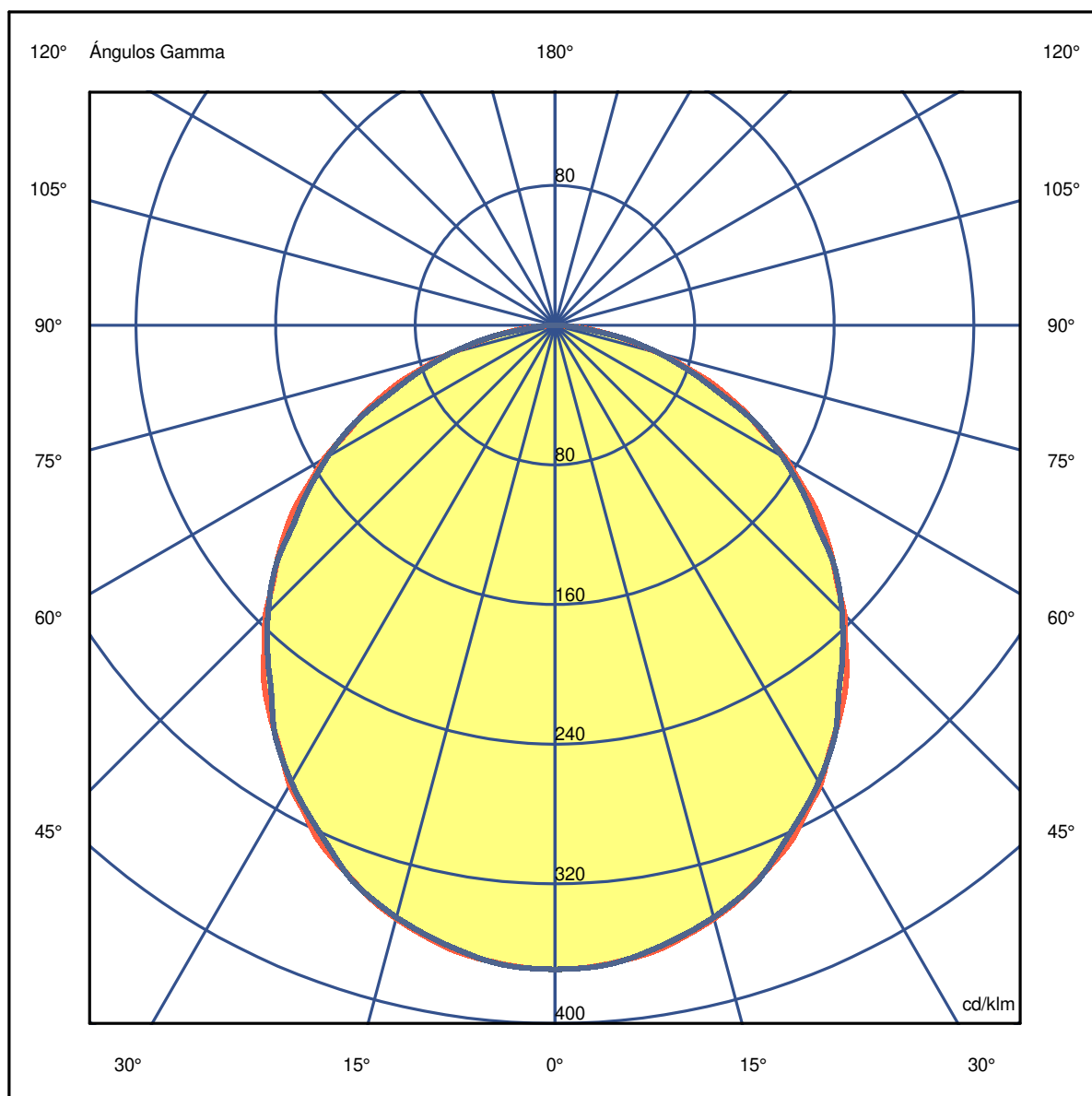
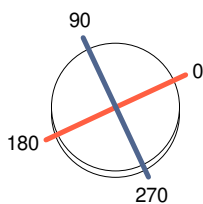
Code 6340XX (3000K)
Name 6340_6370 (3000K)

Luminaire Flux	739 lm	Luminaire Power	15.5 W	Efficacy	47.674 lm/W	Efficiency	100.00%
Source Flux	739 lm	Maximum value	368.98 cd/klm	Position	C=0.00 G=0.00	CG	Double Symmetrical

Diam=300mm

Semiplanos C

180.0 ——— 0.0
270.0 ——— 90.0



Luminaire

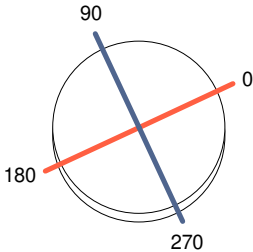
Code 6340XX (3000K)
Name 6340_6370 (3000K)

Measurem.

Code 6340XX (3000K)
Name 6340_6370 (3000K)

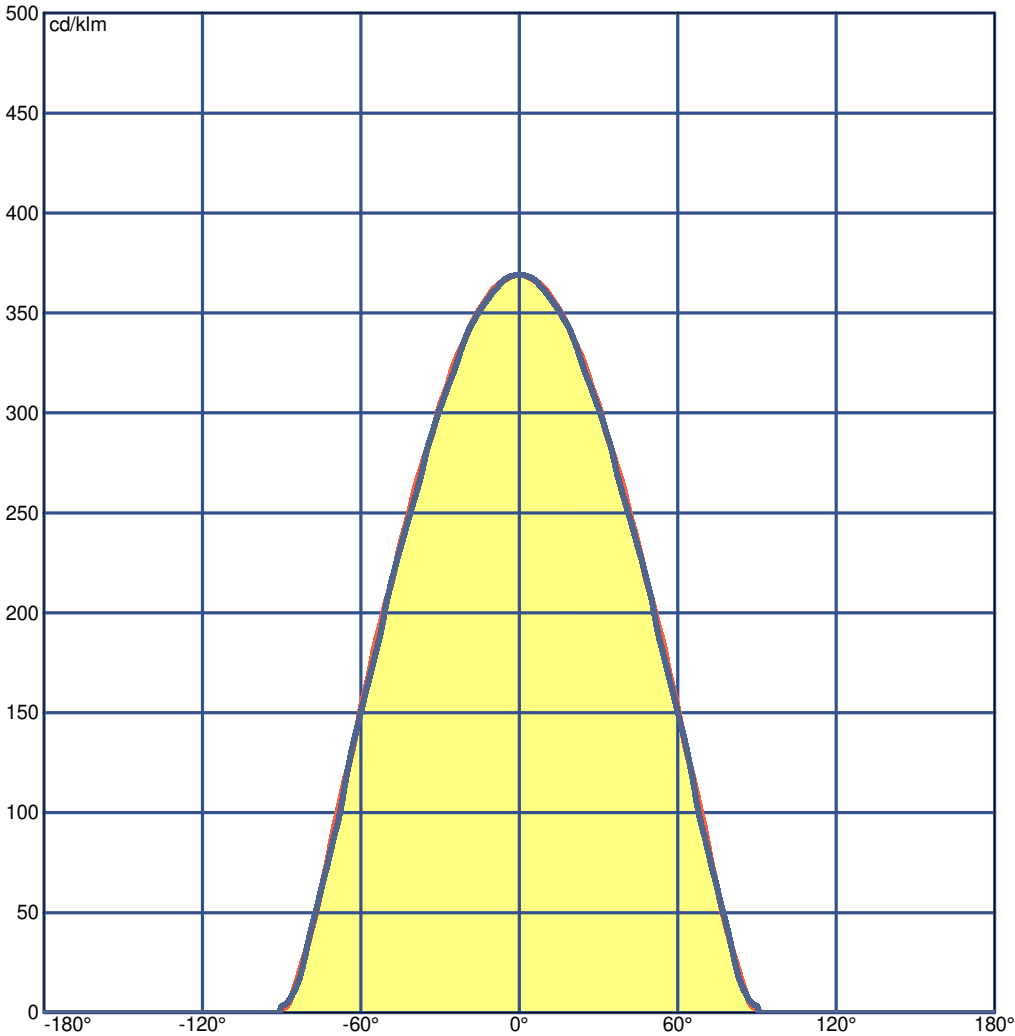
Luminaire Flux	739 lm	Luminaire Power	15.5 W	Efficacy	47.674 lm/W	Efficiency	100.00%
Source Flux	739 lm	Maximum value	368.98 cd/klm	Position	C=0.00 G=0.00	CG Double Symmetrical	

Diam=300mm



Semiplanos C

180.0 ————— 0.0
270.0 ————— 90.0



Luminaire

Code 6340XX (3000K)
Name 6340_6370 (3000K)

Measurem.

Code 6340XX (3000K)
Name 6340_6370 (3000K)

Luminaire Flux	739 lm	Luminaire Power	15.5 W	Efficacy	47.674 lm/W	Efficiency	100.00%
Source Flux	739 lm	Maximum value	368.98 cd/klm	Position	C=0.00 G=0.00	CG	Double Symmetrical

UGR
S = 0.250

Reflectancies										
Ceiling/Cavity	0.7	0.7	0.5	0.5	0.3	0.7	0.7	0.5	0.5	0.3
Walls	0.5	0.3	0.5	0.3	0.3	0.5	0.3	0.5	0.3	0.3
Working Plane	0.2	0.2	0.2	0.2	0.2	0.2	0.2	0.2	0.2	0.2
Room Dimensions	Lateral View					Viewed Endwise				
x=2H y=2H	16.8	18.1	17.1	18.3	18.6	16.8	18.1	17.1	18.3	18.5
x=2H y=3H	18.3	19.5	18.6	19.8	20.0	18.2	19.4	18.5	19.7	19.9
x=2H y=4H	18.9	20.0	19.2	20.3	20.6	18.8	19.9	19.1	20.2	20.5
x=2H y=6H	19.3	20.3	19.6	20.6	20.9	19.2	20.2	19.5	20.5	20.8
x=2H y=8H	19.4	20.4	19.7	20.7	21.0	19.3	20.3	19.7	20.6	20.9
x=2H y=12H	19.4	20.4	19.8	20.7	21.0	19.3	20.3	19.7	20.6	20.9
x=4H y=2H	17.5	18.6	17.8	18.9	19.1	17.4	18.5	17.8	18.8	19.1
x=4H y=3H	19.1	20.1	19.5	20.4	20.8	19.1	20.0	19.4	20.3	20.7
x=4H y=4H	19.8	20.7	20.2	21.0	21.4	19.8	20.6	20.2	21.0	21.3
x=4H y=6H	20.3	21.1	20.8	21.4	21.8	20.3	21.0	20.7	21.4	21.8
x=4H y=8H	20.5	21.2	20.9	21.6	22.0	20.4	21.1	20.9	21.5	21.9
x=4H y=12H	20.6	21.2	21.0	21.6	22.0	20.5	21.1	20.9	21.5	22.0
x=8H y=4H	20.1	20.8	20.5	21.2	21.6	20.0	20.7	20.5	21.1	21.5
x=8H y=6H	20.7	21.3	21.2	21.7	22.1	20.7	21.2	21.1	21.6	22.1
x=8H y=8H	20.9	21.4	21.4	21.9	22.3	20.9	21.4	21.4	21.8	22.3
x=8H y=12H	21.1	21.5	21.6	21.9	22.4	21.0	21.4	21.5	21.9	22.4
x=12H y=4H	20.1	20.7	20.6	21.1	21.6	20.0	20.7	20.5	21.1	21.5
x=12H y=6H	20.8	21.2	21.2	21.7	22.2	20.7	21.2	21.2	21.7	22.1
x=12H y=8H	21.0	21.4	21.5	21.9	22.4	20.9	21.4	21.4	21.8	22.3

Luminaire

Code 6340XX (3000K)
Name 6340_6370 (3000K)

Measurem.

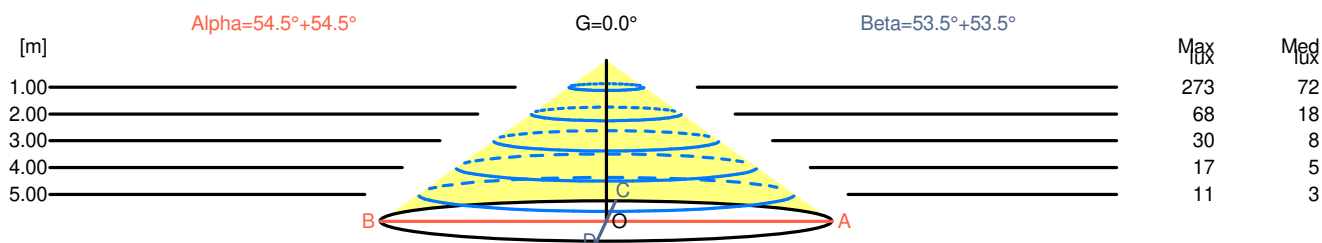
Code 6340XX (3000K)
Name 6340_6370 (3000K)

Luminaire Flux	739 lm	Luminaire Power	15.5 W	Efficacy	47.674 lm/W	Efficiency	100.00%
Source Flux	739 lm	Maximum value	368.98 cd/klm	Position	C=0.00 G=0.00	CG	Double Symmetrical

Width at 50.00 % of Max Intensity

H[m]	1.00	2.00	3.00	4.00	5.00	H[m]	1.00	2.00	3.00	4.00	5.00
OA	1.40	2.81	4.21	5.62	7.02	OC	1.35	2.70	4.05	5.40	6.75
OB	1.40	2.81	4.21	5.62	7.02	OD	1.35	2.70	4.05	5.40	6.75

	0	5	15	25	35	45	55	65	75	85
OA	272.66	271.11	260.01	239.06	208.03	173.38	134.49	90.19	45.57	9.47
OB	272.66	271.11	260.01	239.06	208.03	173.38	134.49	90.19	45.57	9.47
OC	272.66	271.36	259.43	236.40	207.76	171.77	130.53	89.77	45.61	8.37
OD	272.66	271.36	259.43	236.40	207.76	171.77	130.53	89.77	45.61	8.37



H[m]	D[m]	Max lux	Med lux	Alpha=54.5°+54.5°	G=0.0
1.00	2.81	273	72		
2.00	5.62	68	18		
3.00	8.43	30	8		
4.00	11.23	17	5		
5.00	14.04	11	3		

H[m]	D[m]	Max lux	Med lux	Beta=53.5°+53.5°	G=0.0
1.00	2.70	273	72		
2.00	5.40	68	18		
3.00	8.10	30	8		
4.00	10.80	17	5		
5.00	13.50	11	3		

Luminaire

Code 6340XX (3000K)
Name 6340_6370 (3000K)

Measur.

Code 6340XX (3000K)
Name 6340_6370 (3000K)

Luminaire Flux	739 lm	Luminaire Power	15.5 W	Efficacy	47.674 lm/W	Efficiency	100.00%
Source Flux	739 lm	Maximum value	368.98 cd/klm	Position	C=0.00 G=0.00	CG Double Symmetrical	

Flujo Total=738.95 Flujo Luminaria=738.95

RI	0.60	0.80	1.00	1.25	1.50	2.00	2.50	3.00	4.00	5.00	10.00	20.00
DRR	0.31	0.40	0.47	0.55	0.60	0.69	0.75	0.79	0.84	0.87	0.93	0.97
RC	5	5	5	5	5	5	5	4	4	4	4	4

Flujo Zonal por 1000 Lúmenes

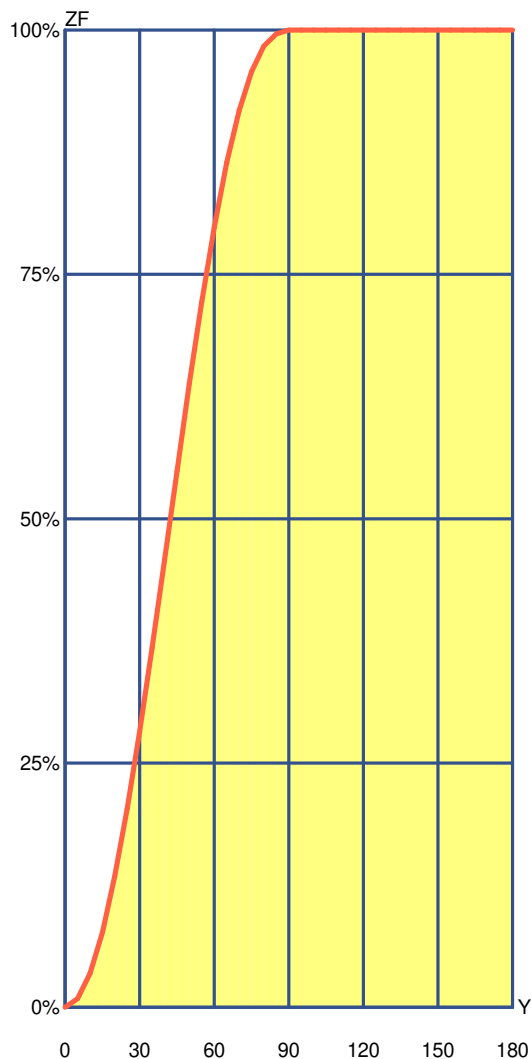
Y°	10	20	30	40	50	60	70	80	90	100	110	120	130	140	150	160	170	180
ZF(Y)	35	134	282	458	638	798	918	984	1000	1000	1000	1000	1000	1000	1000	1000	1000	1000

Códigos de Flujo C.I.E.

48 80 96 100 100

C.I.E. 5/5/5/5/5/5/4/4/4/4
D DIN 5040 A30
F UTE 1.00 E
B NBN BZ 4
RN 0.00000 %
BLF 1.0

LOR 100.00000 %
ULOR 0.00000 %
DLOR 100.00000 %
UFF 0.00000 %
DFF 100.00000 %
FFR 0.00000 %



Flujo Zonal				
Gamma °	Flujo	Suma lm	Flujo [%]	Suma [%]
0°	0.00	0.00	0.00%	0.00 %
5°	8.80	8.80	0.88 %	0.88 %
10°	26.03	34.83	2.60 %	3.48 %
15°	42.25	77.08	4.23 %	7.71 %
20°	56.86	133.94	5.69 %	13.39 %
25°	69.21	203.15	6.92 %	20.32 %
30°	79.04	282.19	7.90 %	28.22 %
35°	86.10	368.29	8.61 %	36.83 %
40°	89.93	458.22	8.99 %	45.82 %
45°	90.90	549.12	9.09 %	54.91 %
50°	89.03	638.15	8.90 %	63.81 %
55°	83.80	721.95	8.38 %	72.19 %
60°	76.13	798.08	7.61 %	79.81 %
65°	66.21	864.29	6.62 %	86.43 %
70°	53.57	917.86	5.36 %	91.79 %
75°	39.80	957.66	3.98 %	95.77 %
80°	25.87	983.52	2.59 %	98.35 %
85°	12.71	996.23	1.27 %	99.62 %
90°	3.77	1000.00	0.38 %	100.00 %
95°	0.00	1000.00	0.00 %	100.00 %
100°	0.00	1000.00	0.00 %	100.00 %
105°	0.00	1000.00	0.00 %	100.00 %
110°	0.00	1000.00	0.00 %	100.00 %
115°	0.00	1000.00	0.00 %	100.00 %
120°	0.00	1000.00	0.00 %	100.00 %
125°	0.00	1000.00	0.00 %	100.00 %
130°	0.00	1000.00	0.00 %	100.00 %
135°	0.00	1000.00	0.00 %	100.00 %
140°	0.00	1000.00	0.00 %	100.00 %
145°	0.00	1000.00	0.00 %	100.00 %
150°	0.00	1000.00	0.00 %	100.00 %
155°	0.00	1000.00	0.00 %	100.00 %
160°	0.00	1000.00	0.00 %	100.00 %
165°	0.00	1000.00	0.00 %	100.00 %
170°	0.00	1000.00	0.00 %	100.00 %
175°	0.00	1000.00	0.00 %	100.00 %
180°	0.00	1000.00	0.00 %	100.00 %

Luminaire

Code 6340XX (3000K)
Name 6340_6370 (3000K)

Measurement

Code 6340XX (3000K)
Name 6340_6370 (3000K)

Luminaire Flux	739 lm	Luminaire Power	15.5 W	Efficacy	47.674 lm/W	Efficiency	100.00%
Source Flux	739 lm	Maximum value	368.98 cd/klm	Position	C=0.00 G=0.00	CG	Double Symmetrical

Isolux (Floor)

Luminaire position X=0.00m Y=0.00m Z=2.50m

